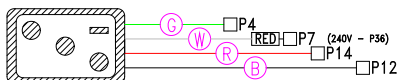


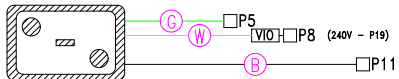
LEGEND

- - 1/4" QUICK CONNECT
- ▢ - 1/4" QUICK CONNECT PIGGYBACK
- ⊞ - FORK CONNECTOR
- - RING CONNECTOR
- ◻ - SOCKET CONNECTOR
- △ - PIN CONNECTOR

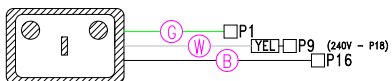
Pump 1 (RED Receptacle)



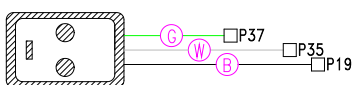
Pump 2 (PINK Receptacle)



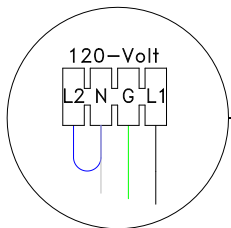
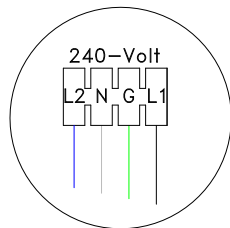
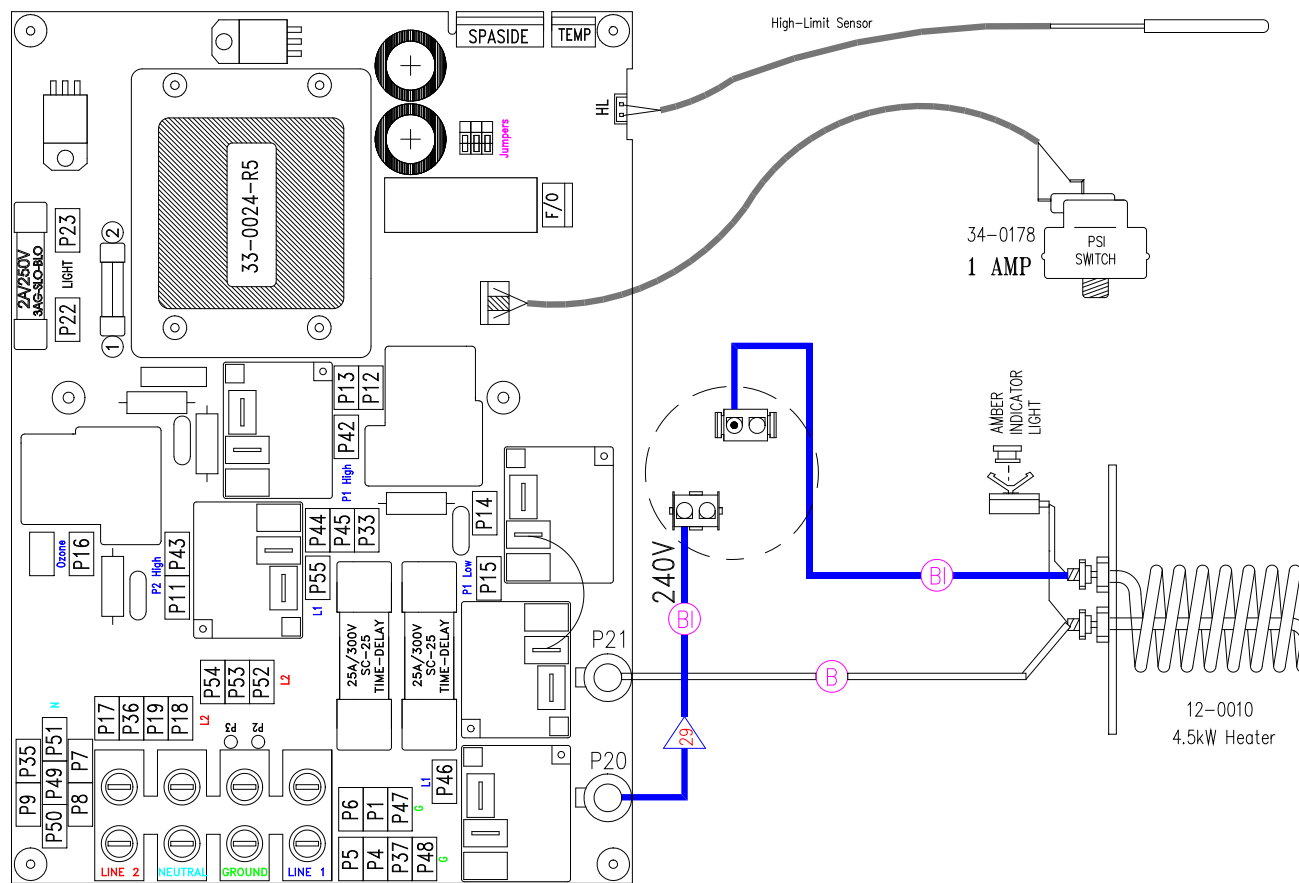
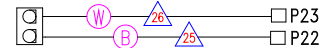
Ozone (YELLOW Receptacle)



Hot Accessory (GREEN Receptacle)



Light (WHITE 2-Pin Receptacle)



HYDRO-QUIP
CORONA, CA (951) 273-7575

Manufacture Notes:

#1 Line 2 and Neutral need to be jumpered for 120V operation.

Drawn BH	Rev 1
Date 05.12.06	
Diagram No. 8051	

Wire Color Code

B - Black	G - Green
Br - Brown	Bl - Blue
R - Red	V - Violet
O - Orange	W - White
Y - Yellow	Gr - Gray